



Northwest **Power** and **Conservation** Council

Fiscal Year 2024 Budget and 2023 Revised Budget

document 2022-6

Mission

To ensure, with public participation, an affordable and reliable energy system while enhancing fish and wildlife in the Columbia River Basin.

Core values

- We take the long view. We work for the well-being of future generations, not just our own.
- We take a regional perspective. We address the interests of the region as a whole.
- We serve the public. We listen to their concerns and we strive to bring insight to the issues affecting them.
- We embrace learning. We are open to change and diverse views because it sparks critical thinking and evaluation.
- We are independent. We tell people what they need to know because trust is the basis of partnership and the key to progress.

The Northwest Power and Conservation Council

was authorized by Congress in 1980 through the Pacific Northwest Electric Power Planning and Conservation Act (P.L. 96-501) ("Power Act" or "Act"). The Council is not a federal agency; it is an interstate compact agency created by the legislatures of Idaho, Montana, Oregon, and Washington. The governor of each state appoints two members to serve on the Council. The eight-member Council sets policy and provides leadership for Council work.

Congress passed the Power Act authorizing the formation of the Council

- To encourage, through the unique opportunity provided by the FCRPS, conservation and efficiency in the use of electric power and the development of renewable resources within the Pacific Northwest
- To assure the Pacific Northwest of an adequate, efficient, economical, and reliable power supply
- To provide for the participation and consultation of the Pacific Northwest States, local governments, consumers, customers, users of the Columbia River System (including Federal and State fish and wildlife agencies and Tribes), and the public at large within the region in
 - Developing regional plans and programs related to energy conservation, renewable resources, other resources, and protecting, mitigating and enhancing fish and wildlife resources
 - Facilitating the orderly planning of the region's power system
 - Providing environmental quality
- To provide that the customers of BPA and their consumers continue to pay all costs necessary to produce, transmit, and conserve resources to meet the region's electric power requirements
- To protect, mitigate and enhance the fish and wildlife, including related spawning grounds and habitat, of the Columbia River and its tributaries, particularly anadromous fish which are of significant importance to the social and economic well-being of the Pacific Northwest and the Nation and which are dependent on suitable environmental conditions substantially obtainable from the management and operation of Federal Columbia River Power System and other power generating facilities on the Columbia River and its tributaries.

Council Functions/Responsibilities

To accomplish the purposes of the Power Act, Congress tasks the Council with 3 primary functions:

1. Northwest Power Plan. Adopting and periodically amending a regional conservation and electric power plan that includes: energy conservation programs, 20-year forecasts of electric energy demands, 20-year power resource forecasts, cost-effective methods for providing regional reliability and reserves, and methods for determining quantifiable environmental costs and benefits (Sections 4(d) and 4(e) of the Act). Congress also directed the Council to establish advisory committees it determines necessary to assist in the development, collection, and evaluation of statistical, biological, economic, social, and environmental information relevant to the Council's development and amendment of its power plan and fish and wildlife program (Section 4(c)(11) and (12)).
2. Columbia River Basin Fish and Wildlife Program. Developing, adopting, and periodically amending a program to protect and enhance fish and wildlife affected by the development and operation of hydroelectric projects in the Columbia River Basin. Per the Act, the program becomes part of the Council's regional power plan. Congress also requires the Council report annually to Congress on the effectiveness of the program and how it is being implemented (Sections 4(h), 4(g) and 4(i)).
3. Public information and public involvement. Providing for the participation of the Pacific Northwest states, local governments, consumers, customers, users of the Columbia River system (including federal and state fish and wildlife agencies and appropriate Indian tribes), and the public at large in planning for the Northwest's electric power and protection of Columbia River Basin fish and wildlife affected by hydropower. The Act requires the Council develop and maintain comprehensive programs to inform the public of major regional power and fish and wildlife issues (Sections 2(3) and 4(g)).

In addition to the 3 functions listed above, the Power Act also requires the Council to determine its organization, practices, and procedures for carrying out its functions and responsibilities under the Act (Section 4(c)(4)) and requires the Council comply with federal rules on specific topics such as conflicts of interest, contracting, etc.

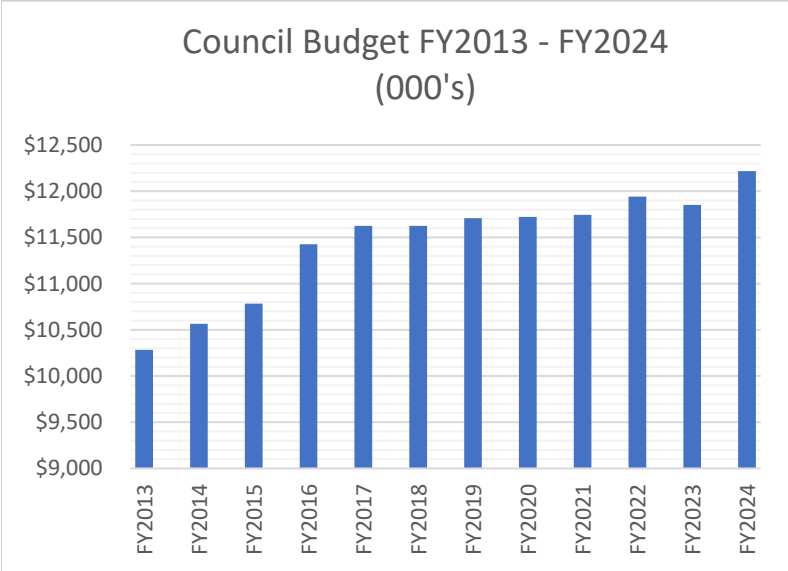
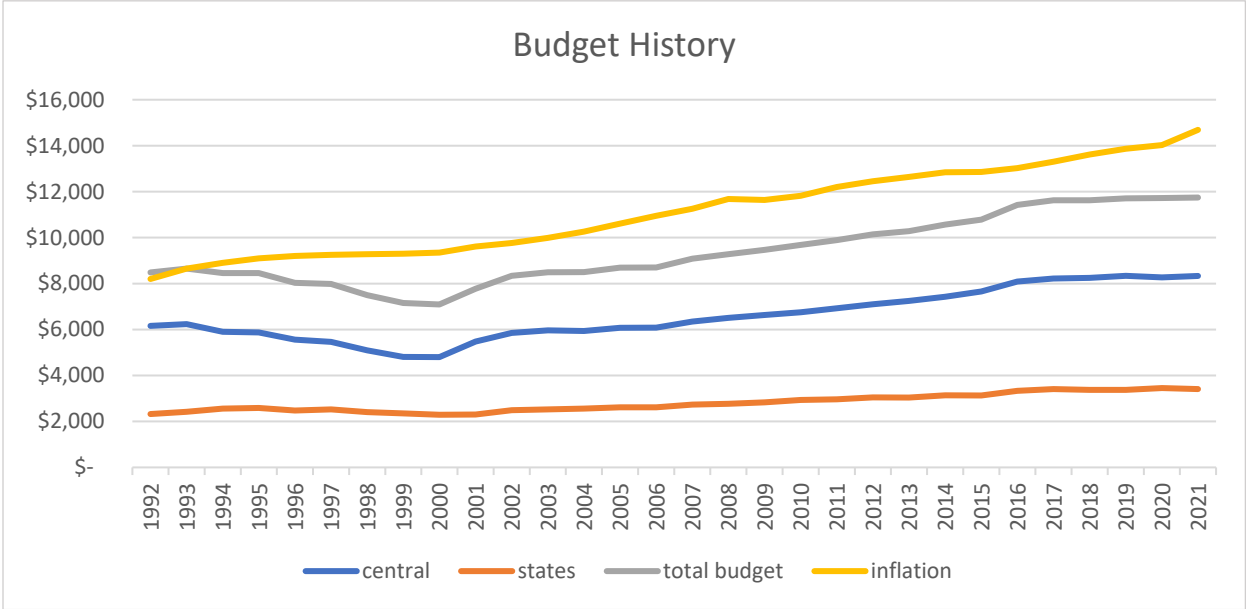
Council Funding

In the Power Act, Congress provided a funding mechanism to ensure the Council has the funding necessary or appropriate to carry out the functions and responsibilities required by the Act. Council funding does not come from Federal appropriations or from state governments. Rather, in 1980 when the Power Act was passed, the expectation was Bonneville Power Administration would serve *all* future load growth for the Pacific Northwest, so Congress tied the Council's annual funding to the *amount* of firm power Bonneville forecasts to sell that fiscal year.

- The Council's funding is calculated by multiplying the amount of Bonneville's forecasted firm power sales for that year by .02 mill. The funding can be increased to an amount up to .10 mill multiplied by the amount of forecasted firm power sales for that year if the Council shows that using the .02 mill multiplier will not permit the Council to carry out its functions and responsibilities under the Act.
- Section 4(c)(10)(A) of the Northwest Power Act directs the administrator of the Bonneville Power Administration to pay the expenses the Council determines necessary or appropriate to perform its functions and responsibilities, including reimbursement to states with members on the Council.
- This budget document is intended to provide the information necessary to show that in Fiscal Years 2023 and 2024, using the .02 mill multiplier will not permit the Council to carry out the functions and responsibilities required by the Act. The Council's budgets for Fiscal year 2023 and Fiscal Year 2024 are above the .02 mill but below the .10 mill threshold and are necessary and appropriate for the Council to perform the responsibilities required by Congress.

Council Budget

The Council has done a professional and responsible job of managing its budget and finances since its formation. This is perhaps best illustrated by the Council's budget consistently remaining beneath the rate of inflation, and with the Council underspending its budget and "returning" unspent funds to BPA at the end of each fiscal year. In Fiscal Year 2020, for example, the Council returned over \$550,000 or approximately 4 percent of its budget to Bonneville at the end of the fiscal year. In Fiscal Year 2021, the Council returned over \$1,000,000 to Bonneville at the end of the fiscal year. The following graphs and table show the Council's budget has grown at an average rate less than inflation over the past 10 fiscal years.



Year	Budget	% change
FY2013	\$10,283	1.4%
FY2014	\$10,565	2.7%
FY2015	\$10,784	2.1%
FY2016	\$11,425	5.9%
FY2017	\$11,624	1.7%
FY2018	\$11,624	0.0%
FY2019	\$11,708	0.7%
FY2020	\$11,722	0.1%
FY2021	\$11,744	0.2%
FY2022	\$11,942	1.7%
FY2023	\$11,851	-0.8%
FY2024	\$12,217	3.1%

Council Budget for Fiscal Year 2023 and Fiscal Year 2024

The Council projects workloads and resource requirements two years in advance with some opportunity for budget revisions occurring prior to the beginning of each fiscal year.

The table below reflects the budget for Fiscal Year 2024 and the revisions to the Fiscal Year 2023 budget that the Council adopted last July. The Council is committed to carrying out its responsibilities and workloads within these projected funding levels.

In addition, the budget contains estimates for Fiscal Years 2025 through 2028.

Council Budget Summary (000's)	FY20 Budget	FY20 Actual	FY21 Budget	FY21 Actual	FY22 Budget	FY22 Estimate	FY23 Budget	FY23 Revised	FY24 Budget	FY25 Projected	FY26 Projected	FY27 Projected	F28 Projected
Personal Services	9,062	8,588	9,380	7,915	9,233	9,051	9,339	9,302	9,586	9,876	10,151	10,410	10,665
Travel	523	158	400	41	346	95	395	368	325	387	344	394	351
Contract Services	584	986	554	812	917	783	922	888	990	1,103	1,210	1,222	1,223
Other Operating Expenses	1,557	1,251	1,410	1,275	1,445	973	1,475	1,294	1,316	1,431	1,447	1,471	1,479
TOTAL	11,726	10,982	11,744	10,043	11,942	10,901	12,191	11,851	12,217	12,797	13,153	13,497	13,718

In Spring 2022, the Council re-opened its central office to professional staff to resume working in the office. The Council, throughout the pandemic, has continued to hold regular monthly meetings – all accessible for remote participation – either via computer or phone. In March 2022, the Council held its first council meeting in over 2 years that was an in-person gathering open to the public. That meeting was held in Idaho. The Council will hold a Council meeting in May 2022 that will also be open to the public to attend in-person. In Fiscal Years 2023 and 2024, the Council's budget anticipates some in-region travel for monthly Council meetings but will continue the practice of having occasional web-only meetings to reduce Council travel costs. The Council will also, as it did before the pandemic, ensure that participants and interested persons who cannot or do not wish to travel to Council meetings can participate remotely.

The Council is also piloting a hybrid work approach for central staff as it moves into FY2023 and FY2024. As many other agencies and organizations have discovered over the course of the pandemic, Council business has continued to get done despite the physical office being closed. Initial challenges with staying connected and hosting virtual meetings were met and the Council was able to continue to carry out its functions and responsibilities during the 2-year office closure through a mix of ingenuity and hard work. Staff and members were able to complete the power plan and its public processes in FY2022, the development of which began in 2019 before the pandemic forced the Council to close the central office. Similarly, fish and wildlife staff were able to conclude the fish and wildlife amendment process with the adoption of

the 2020 Addendum after the closure of the office due to the pandemic. Offering a hybrid workplace where staff can work from home certain days of the week should continue the quality work of the Council while also offering staff an opportunity to spend less time commuting and the potential for increased work/life balance. If the hybrid approach can meet the needs of the organization, the Council will reassess its office square footage needs moving forward which could lead to future budget savings.

Other cost-containment measures are being implemented in Fiscal years 2023 and 2024 focusing on reductions in travel and staffing. As other organizations have experienced during the pandemic, the Council has experienced the loss of experienced staff due to retirement and resignation. The Council is carefully weighing its organizational needs and has opted not to refill certain positions or has opted to wait on filling positions while assessing what gaps need to be filled for the Council to meet its obligations to the region in the coming fiscal years. New staff positions are and will be created, as needed, and existing staff in every division have taken on additional responsibilities to ensure the Council continues to fulfill its duties and continues to operate at a high level. Lessons learned arising from the pandemic in terms of operational efficiencies will serve the Council well moving forward. The Council recognizes the need to maintain healthy financial conditions for the region and for Bonneville Power Administration and the Council will continue to carry out its statutory responsibilities in a fiscally prudent manner by continuing to identify efficiencies in operations.

Fiscal Year 2023 Revised Budget and Fiscal Year 2024 Budget Forecast

The Council's Fiscal Year 2023 revised budget of approximately \$11,850,641 is a reduction of over \$341,000 from the budget adopted last year for Fiscal Year 2023 with savings across the board in compensation and benefits, travel, contracting services and operating expenses. Gaps in staffing due to retirements and/or departures have, in some cases, resulted in savings where the new staff had less experience than departing staff. In a few instances, positions that opened due to retirements or departures are not being filled at this time to achieve additional savings. The Council is also taking advantage of lessons learned from the pandemic and has scaled back future travel knowing that it has adequate technology to enable the Council to continue to meet monthly and conduct business in public without incurring significant travel expenses for the organization. Additionally, moving the Oregon state office of the Council to the same floor as the Council's central office and using existing Council space created rent savings in 2022 that will continue into Fiscal Year 2023 and beyond. Actively seeking out

savings, the Council's budget for FY2023 Revised is now less than the Council's budget for Fiscal Year 2022.

In Fiscal Year 2023, based upon Bonneville's forecast of firm power sales, the 0.02-mills/kwh funding level is \$2,389,864. The 0.10-mills/kwh funding limit is \$11,949,319. The Council's funding requirement for Fiscal Year 2023 is \$11,850,641 which is equal to 0.099 of forecast firm power sales.

Based on the issues and levels of effort discussed in more detail in other sections of this document, the Council has determined that the proposed budget expenditures proposed for Fiscal Year 2023 are necessary and appropriate based on the Council's anticipated activity needed to fulfill its statutory requirements as authorized by the Northwest Power Act, Section 4(c)(10)(A). The Council further has determined that the 0.02 mill per kilowatt-hour limitation on expenses will not permit the Council to carry out its functions and responsibilities under the Act, Section 4(c)(10)(A).

Council FY23 Revised Budget (000's)	Power Planning	Fish & Wildlife	Public Affairs	Legal	Admin	Total
Compensation	\$ 1,699	\$ 887	\$ 518	\$ 303	\$ 878	\$ 4,285
Taxes/Insurance/Benefits	\$ 866	\$ 452	\$ 264	\$ 154	\$ 448	\$ 2,184
Travel	\$ 62	\$ 37	\$ 59	\$ 7	\$ 10	\$ 175
Contracting	\$ 600	\$ 130	\$ 65	\$ 5	\$ 8	\$ 808
Other Operating Expenses	\$ 121	\$ 28	\$ 55	\$ 24	\$ 851	\$ 1,079
Central Office Subtotal	\$ 3,348	\$ 1,534	\$ 961	\$ 493	\$ 2,195	\$ 8,531
State Budgets:						
Idaho	\$ 832					
Montana	\$ 871					
Oregon	\$ 801					
Washington	\$ 816					
States Subtotal	\$ 3,320					\$ 3,320
TOTAL						\$ 11,851

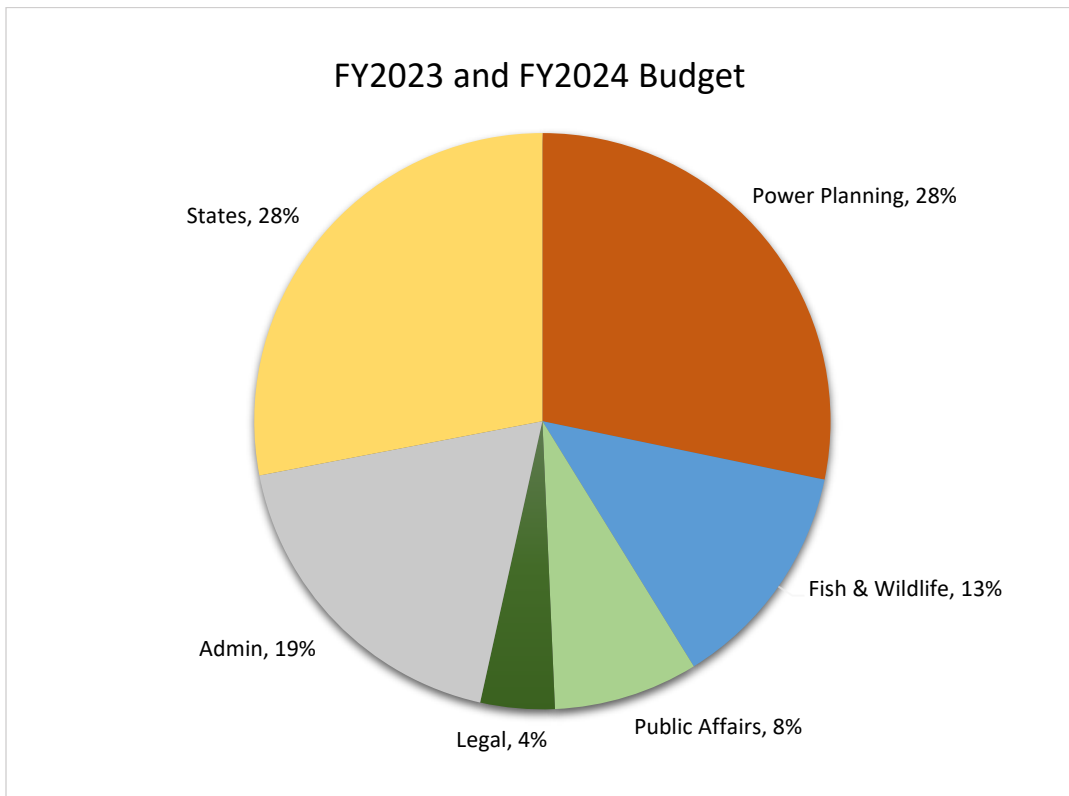
Fiscal Year 2024 Budget Projection

In Fiscal Year 2024, based upon Bonneville's forecast of firm power sales, the 0.02-mills/kwh funding level is \$2,444,166. The 0.10-mills/kwh funding limit is \$12,220,830. The Council's funding requirement for Fiscal Year 2024 is \$12,217,326 which is just below the 0.10-mills/kwh of forecast firm power sales.

Based on the issues and levels of effort discussed in more detail in other sections of this document, the Council has determined that the proposed budget expenditures for Fiscal Year 2024 are necessary and appropriate for the performance of its functions and responsibilities as authorized by the Northwest Power Act, Section 4(c)(10)(A). The Council further has determined that the 0.02 mill per kilowatt-hour limitation on

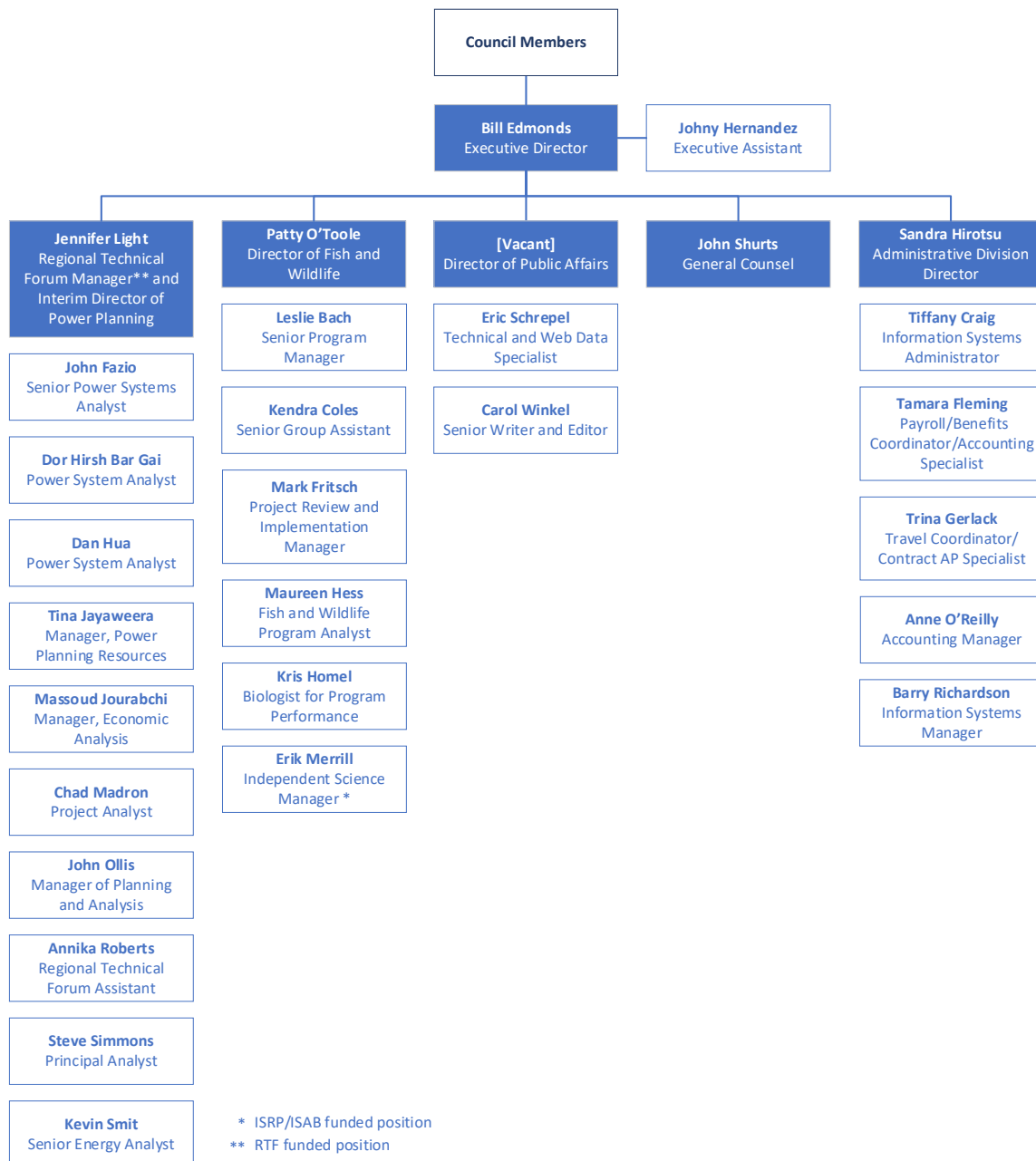
expenses will not permit the Council to carry out its functions and responsibilities under the Act, Section 4(c)(10)(A).

Council FY24 Program Forecast (000's)	Power Planning	Fish & Wildlife	Public Affairs	Legal	Admin	Total
Compensation	\$ 1,745	\$ 919	\$ 528	\$ 313	\$ 914	\$ 4,419
Taxes/Insurance/Benefits	\$ 890	\$ 469	\$ 269	\$ 160	\$ 466	\$ 2,254
Travel	\$ 62	\$ 39	\$ 14	\$ 7	\$ 10	\$ 132
Contracting	\$ 710	\$ 130	\$ 65	\$ 5	\$ 8	\$ 918
Other Operating Expenses	\$ 121	\$ 18	\$ 60	\$ 24	\$ 876	\$ 1,099
Central Office Subtotal	\$ 3,528	\$ 1,575	\$ 936	\$ 509	\$ 2,274	\$ 8,822
State Budgets:						
Idaho	\$ 858					
Montana	\$ 895					
Oregon	\$ 819					
Washington	\$ 823					
States Subtotal	\$ 3,395					\$ 3,395
TOTAL						\$ 12,217



Council Organization

The Council is organized to accomplish its statutory responsibilities: Per the Act, the Council was established as a regional body by interstate compact between the four northwest states. The central office in Portland, Oregon houses the Council's professional staff. Central office staff are organized into five divisions corresponding with the primary functions Congress tasked the Council with: power planning, fish and wildlife, public affairs, legal, and administrative. Council members and their professional state staff maintain an office in the states they represent.



Central Office: Power Division

The Council's power and conservation planning responsibilities set forth in the Act are carried out in large part by professional technical staff. Power division staff in the central office analyze changing conditions impacting the power system and monitor implementation of the Council's power plan in between power plan development and updates. See more information about the specific work involved in the [power planning process](#).

Power Division Budget: FY2023 Revisions and FY2024 Projections

The power planning portion of the Council's Fiscal Year 2023 Revised budget is \$3,348,232 equivalent to 0.028 mills in firm power sales. This is an increase from last year where the Council's Fiscal Year 2023 budget allocated \$3,161,628 to the Power Division. The increase in the Fiscal Year 2023 revised division budget is due primarily to projected increased costs for compensation as the division is continuing existing FTE positions that were projected to be lost due to retirement. No new positions were created. The increase in the Power Division budget for Fiscal Year 2023 is more than offset by reductions in other division budgets for Fiscal Year 2023.

The power planning portion of the Council's Fiscal Year 2024 projected budget is \$3,527,811 equivalent to 0.029 mills in firm power sales.

The Council adopted the 2021 Northwest Power Plan in Fiscal Year 2022 and is on track to finalize and adopt the response to comments before the end of the fiscal year. Development of the eighth power plan began in February 2019, before the pandemic shut down the central office and travel was put on hold. In FY2023 and FY2024, the power division will monitor and support implementation of the 2021 Northwest Power Plan, prepare for the mid-term assessment, maintain, and update its analytical tools, and gather updated data and forecasts of the region's power generation and other inputs ahead Council's next review and update of the regional power plan.

In FY2023 and FY2024, the power division will work on the GENESYS model to improve model assumptions and increase regional buy in for use in resource adequacy assessments and other studies. The Council and its advisory committees will also explore updates to its load-forecast, including developing new approaches to both the short-term economic forecast and to the Council's long-term load forecasting for use by the mid-term assessment. As with many plan inputs, the work begins at the staff level and works its way up to the Council. This includes using the Council's advisory committees and staff-to-staff meetings involving utilities, Bonneville, and other experts in the region

to gather feedback and vet assumptions to improve the analysis that ends up as an input or assumption in the plan.

Power staff will continue to prepare and update critical inputs for use in the Council's mid-term assessment and next power plan such as: the natural gas and other fuels price forecast; electricity market price and emissions rate forecast; the costs and readiness of generating resources; the valuation of the benefits and costs of various resources; and broadening the Council's extreme weather analysis of impacts on the power system. The Council will also consider new adequacy metrics for its power plan analysis and annual resource adequacy assessment.

Other tasks the power division will be doing in Fiscal Years 2023 and 2024 include:

- Expanding and improving understanding of WECC-wide fundamentals to inform Council analysis
- Enhancing the load shape library to better understand the timing of energy use and savings
- Developing building models to improve analysis of energy efficiency and demand response
- Starting exploration into alternative approach to capital expansion modeling (i.e., RPM)

The power division in Fiscal Years 2023 and 2024 will also continue tracking/monitoring and reporting on issues relevant to the Council's power plan work including:

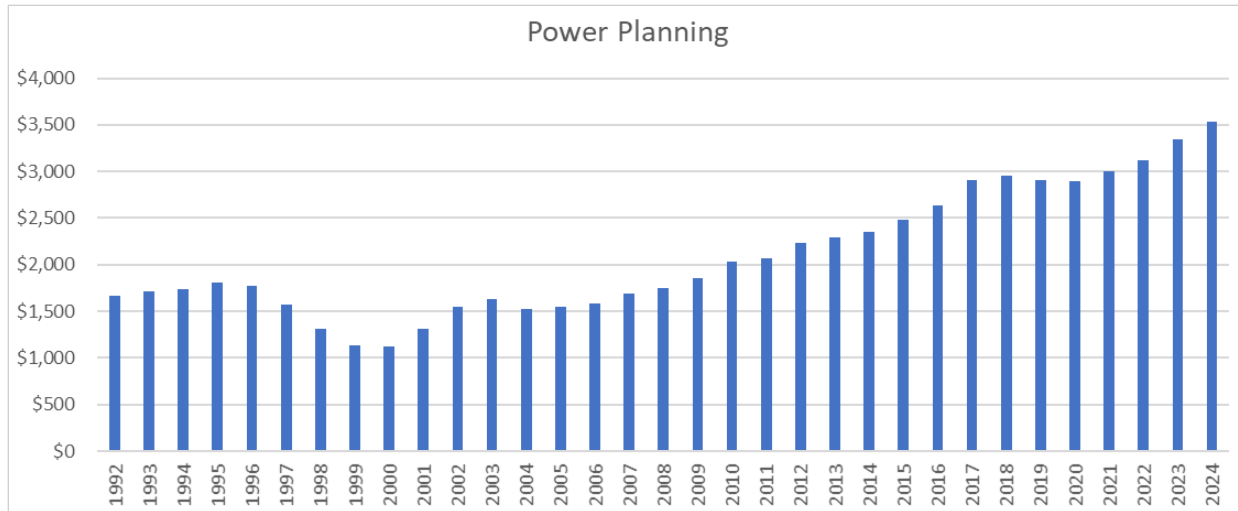
- Electricity imports Wholesale electricity prices and the hydroelectric forecast
- IRP processes of regional utilities and co-operatives to track new resource development and dispatch of existing generation
- High-voltage transmission system
- Information about energy efficiency achievements and demand response programs from Northwest utilities, the BPA, and the NEEA.
- from outside the region, such as solar power from California.
- Federal and state legislative processes related to energy, the hydrosystem and fish and wildlife as it relates to the issues that do and will affect power planning and F&W mitigation.

The Council also contracts with outside experts to assist in maintaining, updating, and vetting the Council's forecasting models and to augment research done by other

entities to provide analytical capability that the Council does not possess. The Council conducts independent analysis by using computer modeling and analytical methods with data collected by outside sources and, in some cases, utilizes data subscription services for energy and economic information to conduct that independent analysis. The Council also utilizes a variety of technical expert advisory committees, --including the Conservation Resources Advisory Committee, Demand Forecast Advisory Committee, Demand Response Advisory Committee, Generating Resources Advisory Committee, Natural Gas Advisory Committee, Resource Adequacy Advisory Committee, and System Analysis Advisory Committee,--in developing and implementing the regional plan as authorized by the Power Act (Section 4(c)(11) and (12)). Power division expenditures are also required for cloud storage for the extensive data generated by the Council's analytical data, to maintain various software license agreements needed for analytical tools and virtual meeting software licenses and to provide meeting minutes for advisory committee meetings.

In Fiscal Years 2023 and 2024, the power division will continue providing public education and outreach about the power system (while also educating itself) by presenting information on power topics of interest to the members and the region and by inviting outside experts to present information to the Council and the Council's Power Committee at the Council's public meetings. Presenters from within and occasionally from outside the region will present information on issues relevant to the region's power system. The division will also continue to monitor federal efforts to improve energy efficiency in Fiscal Years 2023 and 2024 and may participate in U.S. Department of Energy processes involving efficiency standards for consumer products as part of its work to improve the efficiency of electricity use in the Northwest.

Funding for the Regional Technical Forum, an advisory committee to the Council, is *not* included in the Council's annual budget because it is funded by utilities, Bonneville, and organizations such as the Energy Trust. But, while the Council does not directly fund the RTF, the Council contributes to the work of the RTF by providing in-kind contributions in the form of Council staff time/work. The Council provides 100 percent of the legal, financial, IT and administrative functions of the RTF along with providing 100 percent of the funding for the RTF Assistant position. The Council also provides a public meeting space for the RTF and a physical office for the RTF Manager and RTF Assistant as part of its in-kind contribution to the Regional Technical Forum. This in-kind contribution provides dividends for the Council, by providing an additional analytical engine on technical questions related to energy efficiency and demand response.



Power Planning Division (000's)	FY21	FY21 Actual	FY22	FY22 Estimate	FY23	FY23 Revised	FY24
Compensation	\$ 1,654	\$ 1,387	\$ 1,558	\$ 1,638	\$ 1,585	\$ 1,699	\$ 1,745
Taxes/Insurance/Benefits	\$ 827	\$ 631	\$ 779	\$ 819	\$ 793	\$ 866	\$ 890
COMP SUB-TOTAL	\$ 2,482	\$ 2,018	\$ 2,337	\$ 2,457	\$ 2,378	\$ 2,565	\$ 2,635
Travel	\$ 58	\$ -	\$ 58	\$ 12	\$ 58	\$ 57	\$ 57
Advisory Committee Travel	\$ 2	\$ -	\$ 5	\$ 2	\$ 5	\$ 5	\$ 5
TRAVEL SUB-TOTAL	\$ 60	\$ -	\$ 63	\$ 14	\$ 63	\$ 62	\$ 62
Contracting Services	\$ 350	\$ 486	\$ 600	\$ 500	\$ 600	\$ 600	\$ 710
CONTRACT SUB-TOTAL	\$ 350	\$ 486	\$ 600	\$ 500	\$ 600	\$ 600	\$ 710
Other Operating Expenses							
Economic and energy data subscriptions	\$ 55	\$ 46	\$ 55	\$ 65	\$ 55	\$ 55	\$ 55
Advisory Committee meeting support	\$ 30	\$ -	\$ 40	\$ -	\$ 40	\$ 40	\$ 40
Services and Supplies	\$ 9	\$ 18	\$ 9	\$ 52	\$ 9	\$ 9	\$ 9
Staff Development and Training	\$ 10	\$ 2	\$ 10	\$ 10	\$ 10	\$ 10	\$ 10
Transitional Staffing Support / Interns	\$ 7	\$ 2	\$ 7	\$ -	\$ 7	\$ 7	\$ 7
OTHER SUB-TOTAL	\$ 111	\$ 68	\$ 121	\$ 127	\$ 121	\$ 121	\$ 121
TOTAL	\$ 3,003	\$ 2,572	\$ 3,121	\$ 3,098	\$ 3,162	\$ 3,348	\$ 3,528

Central Office: Fish and Wildlife Division

The Council's fish and wildlife mitigation responsibilities set forth in the Act are carried out in large part by professional technical staff. Fish and wildlife division staff perform the activities necessary for developing and implementing the Council's fish and wildlife program and review actions of Bonneville and others to determine consistency with the Council's program. The Council's program is the largest regional effort to recover and protect fish and wildlife in the nation. Funded by the federal Bonneville Power Administration under the authority of the Power Act, the program mitigates the impacts of hydropower dams on fish and wildlife. It also helps direct more than \$250 million each

year to over 350 projects throughout the Columbia River Basin. The program guides project funding by the Bonneville Power Administration. See more information about the specific work involved in the [fish and wildlife program development process](#).

Monitoring and evaluating fish and wildlife program effectiveness and resolving barriers to implementing program measures are two of the most significant activities of the fish and wildlife division. The division's planning efforts focus on mainstem passage and flows, system/subbasin production planning, research coordination, new hydropower development and actions by the Federal Energy Regulatory Commission, wildlife mitigation, resident fish and fish substitutions, and habitat and tributary passage.

Fish and Wildlife Division: FY2023 Revisions and FY2024 Projections

The fish and wildlife portion of the Council's budget for Fiscal Year 2023 is \$1,533,588, equivalent to 0.013 mills in firm power sales. This is an increase from last year's projection where \$1,508,913 was allocated to the division in the Council's Fiscal Year 2023 budget. The increase is due primarily to a projected increase in the need for contracting services where the division anticipates providing increased functionality for viewers of the fish and wildlife page on the Council's website. The fish and wildlife portion of the Council's budget for Fiscal Year 2024 is projected at \$1,575,151, equivalent to 0.013 mills in firm power sales.

The Council's Fish and Wildlife Division divides its workplan into three major areas of emphasis: 1) Program Planning, Development and Policy; 2) Program Implementation, and 3) Program Performance. The Northwest Power Act drives the work in these areas as well as specific direction from the Council for increased emphasis on assessing how the Council's Fish and Wildlife Program is performing.

Program Planning, Development and Policy:

The Council adopted the 2020 Addendum to the Fish and Wildlife Program in December 2019. The amendment process began in May 2018 with the Council's call to the region for recommendations to amend the 2014 Fish and Wildlife Program and was completed in February 2020 with the Council's adoption of the Findings and Response to Comment.

- In Fiscal Years 2023 and 2024, division staff will engage in various reviews by the Independent Scientific Advisory Board. Staff will continue development and management of program-wide data and information tools in support of Program implementation and Program performance tasks, as well as to support communication with fish and wildlife managers and the public.

- Work continues on refining implementation processes for Bonneville-funded projects. Staffing changes at Bonneville provide an opportunity to take a fresh look at long-standing implementation processes such as managing changes in project scope and budgets through the Budget Oversight Group, implementing Program priorities utilizing funds saved in prior years, and continuing to prioritize and implement important annual non-recurring operation and maintenance requests for Program-funded facilities.
- As Covid 19 restrictions loosen, external fish and wildlife-related regional processes and conferences are ramping up. The staff engages with many external processes relevant to the Council's work to ensure coordination with and implementation of the Council's Program. These external processes include the Corps of Engineers' Columbia River Fish Mitigation funding processes, the Anadromous Fish Evaluation Program, the regional Columbia Basin Collaborative, the Blocked Area Anadromous Fish Group, Streamnet and PNAMP technical and policy groups, Willamette Biological Opinion coordination groups, the Fish Screening Oversight Committee, the Lamprey Technical workgroup, the estuary science group, and many others. Often the Council staff is asked to contribute information, make connections to the Council's Program, and provide regional leadership.
- In Fiscal Years 2023 and 2024, the fish and wildlife division will continue providing public education and outreach about fish and wildlife topics of interest to the members and the region through staff presentations and inviting outside experts to present information for discussion at the Council and the Council's Fish Committee public meetings.

Program Implementation:

- Opportunities are opening for more direct, in-person interaction with tribal and agency staff and project sponsors. Project site visits increased in 2021 and a return to normal operations post-pandemic is anticipated in 2023 and 2024 that include field tours and meetings to address project-level implementation issues.
- In Fiscal Years 2022 and 2023 staff will continue scoping a new project review process for future reviews, to be implemented as soon as 2023. Pursuant to the Power Act, the Council is to review Bonneville projects annually, and periodically the Council updates its review processes. The Council has received interest from fish and wildlife managers, projects sponsors and Bonneville for improving the existing review process. Many of the recommendations provided during the 2020 Amendment process describe a need to redesign the process and an interest by the fish and wildlife managers in participating in that redesign effort. After 40 years of implementation, there has been considerable growth and change in

project development and implementation. The projects implementing the Council's mitigation program have grown in numbers and complexity and many factors impact how Program work is currently solicited, selected, and implemented, including but not limited to constrained budgets, unequal distribution of long-term funding and implementation agreements such as accords, settlement agreements and Memorandums of Understanding, and an increase of project cost-sharing with multiple funding partners.

- In 2022 the Council agreed to a set of basic premises to guide project review as required under the Power Act. More work will be done to scope out specific review processes and timelines with implementation starting in 2023. This effort will require a considerable amount of coordination both internally and externally and require updates to the supporting information management systems.
- Division staff will continue to implement the Council's Asset Management Strategic Plan in Fiscal Years 2023 and 2024, pending development of a longer-term plan for asset management that does not rely only on annual operating budgets. Implementing the Strategic Plan is an annual task, consisting of coordinating with Bonneville to request proposals for asset maintenance from project sponsors, prioritizing the requests and confirming costs, and seeking a Fish and Wildlife Committee recommendation and a Council decision on the annual package of work to address non-recurring maintenance for prior Program mitigation investments. The staff also will continue to organize and support the Budget Oversight Group. Staff anticipates the Budget Oversight Group or a similar process will be implemented in Fiscal Years 2023 and 2024 and anticipates continued monthly meetings to review and address project funding emergencies, project scope changes and budget requirements.
- Division staff will continue to support the Informal Hatchery Work Group in 2023 and 2024 focusing on meeting support, information exchange and the development of information reporting tools, such as the hatchery story maps.
- Division staff will support the Ocean Science and Management Forum (Ocean Forum) as described in the 2014 Fish and Wildlife Program and anticipates annual forum meetings. Support work consists of agenda planning, forum facilitation of information exchange amongst researchers and fish and wildlife managers and federal agencies. The most recent Ocean Forum meeting was held in January of 2022.
- Division staff will continue to support the work of regional partners such as NOAA Fisheries to establish permanent federal funding for ongoing, critical research such as the impact of marine mammals – sea lions and seals—on adult spring Chinook salmon and other species in the Columbia River.

- The staff supports various other implementation tasks related to the 23 strategies and numerous measures in the Council's 2014 Program and the 2020 Addendum.

Program Performance:

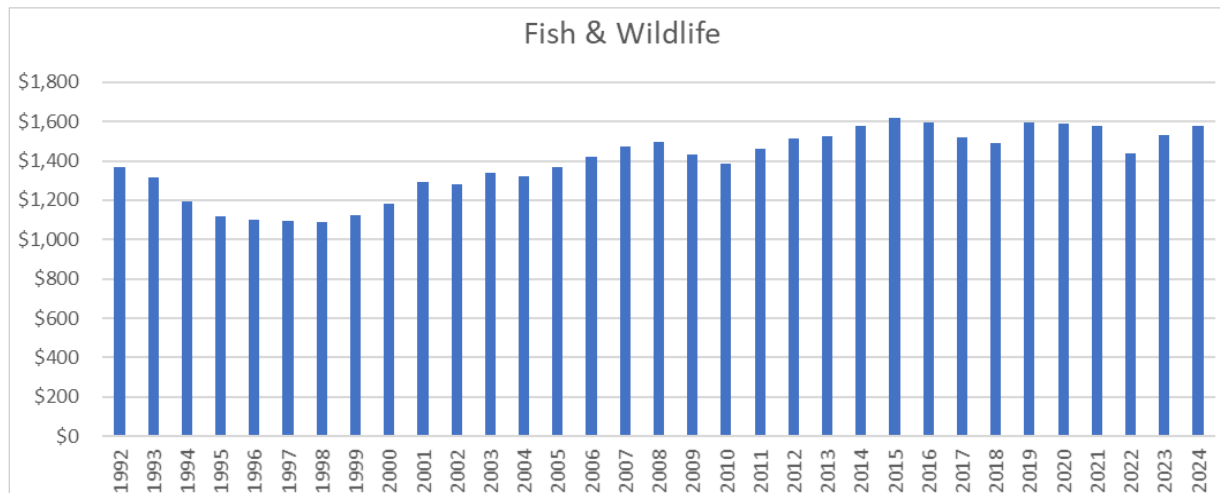
As directed by the Council and its Program, the fish and wildlife division is working to assess and report on the performance of the Council's Fish and Wildlife Program.

- Staff is working to implement the work described in the 2020 Addendum including coordinating with fish and wildlife entities to refine the Program-scale Strategy Performance Indicators, develop initial reporting parameters, build-out the database structure for objectives and indicators and populate it with data.
- Staff continue to investigate available data for the 105 indicators (which contain over 270 individual data sub-indicators) that were identified in the 2020 Addendum and supported by state and federal fish and wildlife agencies and tribes. This work requires updating the Council's current data and information tools, the Program Tracker and the Program Performance and Progress Tool and working with a regional workgroup to assess and confirm data for the Indicators. This work is underway in Fiscal Year 2022 with data assembly and annual reporting per the Council's direction to the staff. In Fiscal Year 2023 the data gathering work will be largely completed and work will shift to data publishing and improved reporting in the Program Tracker and Program Performance Tool.
- Division staff is also working on assessing performance at different spatial and temporal scales. This requires assessing historical information related to program and project implementation and developing summaries major program strategies such as the hydrosystem operations, habitat, hatcheries and others.
- Implementation data is being sought and captured along the Strategy Performance Indicator data (described above) in 2022 and summary reports will be produced later in 2022 and 2023 followed by the development of a more comprehensive implementation and performance report in 2024. This report will be available for public consideration ahead of the next Program Amendment process (2024/2025).
- In addition, division staff is continuing to engage in regional research, monitoring and evaluation (RM&E) developments, including participation in a policy and technical effort to develop a tributary habitat RM&E strategy for the Columbia River Basin. Progress on this topic has been slow, and staff anticipates that work on tributary habitat RM&E will extend into Fiscal Year 2023.

Independent Science Groups:

Independent scientific review for the Council's fish and wildlife program is implemented by two groups: the [Independent Scientific Review Panel](#) (ISRP) and the [Independent Scientific Advisory Board](#) (ISAB). The ISRP reviews individual fish and wildlife projects funded by Bonneville Power Administration and makes recommendations on matters related to those projects. The ISAB operates in conjunction with the National Marine Fisheries Service and reviews programmatic and scientific issues in the basin.

Funding for the ISRP and ISAB is *not* included in the Council's budget. But while the Council does not directly fund the independent science groups, the Council contributes to the work of the science panels by providing in-kind contributions in the form of Council staff time/work. The Council provides 100 percent of the legal, financial, IT and administrative functions of the ISRP and ISAB as an in-kind contribution. The Council also provides a public meeting space for the science groups and a physical office for the ISRP/ISAB Manager as part of its in-kind contribution to the science groups. This in-kind contribution provides benefits for the Council by helping ensure Council decision-making incorporates the best available scientific knowledge.



Fish & Wildlife Division (000's)	FY21	FY21 Actual	FY22	FY22 Estimate	FY23	FY23 Revised	FY24
Compensation	\$ 943	\$ 629	\$ 852	\$ 854	\$ 888	\$ 886	\$ 919
Taxes/Insurance/Benefits	\$ 471	\$ 313	\$ 426	\$ 427	\$ 444	\$ 452	\$ 469
COMP SUB-TOTAL	\$ 1,414	\$ 942	\$ 1,278	\$ 1,281	\$ 1,332	\$ 1,338	\$ 1,388
Staff Travel	\$ 40	\$ 1	\$ 38	\$ 10	\$ 38	\$ 35	\$ 37
Advisory Committee Travel	\$ 2	\$ -	\$ 2	\$ 2	\$ 2	\$ 2	\$ 2
TRAVEL SUB-TOTAL	\$ 42	\$ 1	\$ 40	\$ 12	\$ 40	\$ 37	\$ 39
Contract Services	\$ 64	\$ 113	\$ 64	\$ 104	\$ 69	\$ 130	\$ 130
CONTRACT SUB-TOTAL	\$ 64	\$ 113	\$ 64	\$ 104	\$ 69	\$ 130	\$ 130
Other Operating Expenses							
F&W Conferences / Forums / Sponsorship	\$ 44	\$ 1	\$ 44	\$ 4	\$ 54	\$ 14	\$ 4
Amendment process meetings/hearings	\$ -	\$ -	\$ -	\$ -	\$ -	\$ -	\$ -
Staff Development and Training	\$ 14	\$ 3	\$ 14	\$ 14	\$ 14	\$ 14	\$ 14
Interns / Temporary staffing	\$ -	\$ -	\$ -	\$ -	\$ -	\$ -	\$ -
OTHER SUB-TOTAL	\$ 58	\$ 4	\$ 58	\$ 18	\$ 68	\$ 28	\$ 18
TOTAL	\$ 1,578	\$ 1,060	\$ 1,440	\$ 1,415	\$ 1,509	\$ 1,533	\$ 1,575

Central Office: Public Affairs Division

The Northwest Power Act directs the Council to provide for the participation and consultation of the Pacific Northwest states, tribes, local governments, consumers, electricity customers, users of the Columbia River System, and the public at large in developing regional plans and programs related to energy efficiency, renewable energy resources, other energy resources, and protecting, mitigating, and enhancing fish and wildlife that have been affected by hydropower dams in the Columbia River Basin. The Council's Public Affairs (PA) Division has the primary responsibility to implement this portion of the Act.

The PA Division is the Council's primary contact with the media and public, and assists Council members, state offices, the power division, and the fish and wildlife division in communicating their activities and accomplishments to a broad audience.

The PA Division uses a variety of communication tools to carry out its responsibilities, including printed and electronic publications, the Council's website, social media platforms, video, and press releases that are posted as news items on the website and then communicated to the news media and other interested parties via email and social media. The Council's website, www.nwcouncil.org, functions as the hub of its outreach efforts and public information strategy. The website contains myriad documents, publications, databases, and other forms of information. The PA Division also maintains the Council's various social media accounts. These include Facebook, Twitter, LinkedIn, Instagram, Vimeo, and Flickr, all of which are available on the Council's [News page](#). The PA Division also takes the lead on producing a variety of public reports as part of the Council's mandate to educate and inform the region of

energy and fish and wildlife issues. Such documents include the Council's Annual Report to Congress required by the Northwest Power Act and the Council's regular public newsletters to inform the public of Council business. And the Division responds to numerous requests for information from the media, other government entities, non-profit and industry organizations, and the public.

While everyone at the Council interacts at times with personnel at other government entities, the PA Division also has the lead responsibility of the Council's organized efforts to inform other governmental entities about the Council's mission and accomplishments. This work includes providing information regularly to members of Congress and their staffs. To assist this work, the Council also conducts a periodic field trip for staff members of the Northwest congressional delegation during the August Congressional recess. Because of the pandemic, the tour was canceled the past few years. The Council has been conducting these informational trips for Congressional staff since 2008.

The Council also has a relationship with its closest counterpart agency in the Canadian Columbia River Basin, the Columbia Basin Trust. The [Council and Trust agreed](#), through a 2000 memorandum of understanding, revised in 2013, to work together on projects to inform and involve the public on both sides of the border about matters of mutual interest including, for example, invasive aquatic fish and plant species, anadromous fish reintroduction above Grand Coulee Dam, climate change impacts, and power issues.

The PA Division prepares an annual report to Congress and an annual report to the governors on Bonneville's spending to implement the fish and wildlife program as required by the Power Act.

Public Affairs Division: FY2023 Revisions and FY2024 Projections

The public affairs division portion of the Council budget for Fiscal Year 2023 Revised is \$961,056, equivalent to 0.008 mills in firm power sales. This budget is a reduction from the \$1,022,982 projected for FY2023 last year. The budget reduction is due to the reduced need for contracting services to maintain the Council's website; a 2-year project to move the Council's website to a new platform because the existing website platform was no longer supported will be mostly complete by the end of Fiscal Year 2022 enabling reductions in contracting services in Fiscal Year 2023.

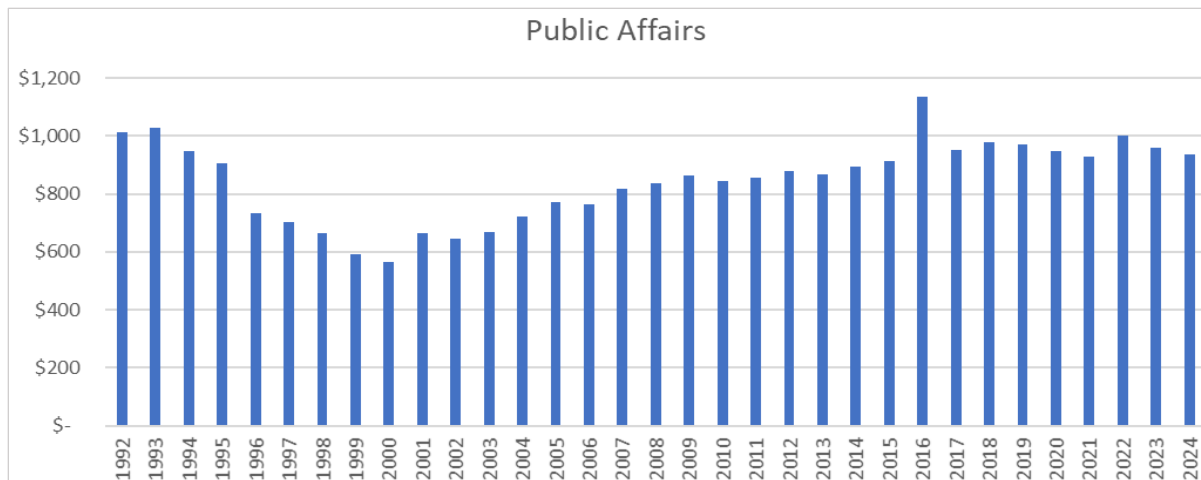
The public affairs division portion of the Council budget for Fiscal year 2024 is projected to be \$936,697, equivalent to 0.008 mills in firm power sales for FY2024.

In Fiscal Years 2023 and 2024, the Public Affairs Division will continue to carry out the following activities:

- Public involvement, outreach, and government relations. The public affairs division supports Council members and staff through writing, editing, and proofreading; design and graphics; video production; handling logistics for meetings and hearings; and developing communication plans. This includes outreach and liaison activities to Congress, government agencies, and the public. The division also edits and publishes the Council's power plan and fish and wildlife program.
- Communication tools. Digital and print products produced or maintained by the division include the Council's website; social media platforms LinkedIn, Twitter, Flickr, and Facebook; the Council Spotlight, a monthly electronic newsletter; the Council's Annual Report to Congress; summaries of issue papers, agenda items, and larger publications; and special publications such as issue brochures and reports to governors and legislators. The PA Division uses social media to share news and has over 12,000 followers on Facebook and several thousand followers on Twitter and maintains blogs on current Council issues.

The Council also maintains an extensive mailing list (more than 8,000 individuals and organizations) as a major part of its outreach efforts to inform interested parties and to solicit their participation in the Council's regional planning activities.

- Media relations. The division responds to media requests, briefs editors and reporters for print and broadcast media on major issues, distributes news releases, and places feature stories about the Council and its work in a variety of publications. The division monitors all media to keep the Council informed on the type of coverage it is getting on major issues.
- Public meetings. The Council meets monthly throughout the region. In addition, public hearings, consultations with interested parties and appearances before governmental entities are scheduled to ensure public involvement.
- Information services. The division answers most general information requests from the public. These range from phoned-in questions to preparing complete reports. The division also provides information to schools, civic organizations, and other interested parties.



Public Affairs (000's)	FY21	FY21 Actual	FY22	FY22 Estimate	FY23	FY23 Revised	FY24
Compensation	\$ 503	\$ 498	\$ 502	\$ 516	\$ 485	\$ 518	\$ 529
Taxes/Insurance/Benefits	\$ 251	\$ 224	\$ 251	\$ 258	\$ 243	\$ 264	\$ 269
COMP SUB-TOTAL	\$ 754	\$ 722	\$ 753	\$ 774	\$ 728	\$ 782	\$ 798
Staff Travel	\$ 15	\$ 8	\$ 15	\$ 5	\$ 15	\$ 14	\$ 14
Congressional Tour	\$ 45	\$ -	\$ -	\$ 0	\$ 45	\$ 45	\$ -
TRAVEL SUB-TOTAL	\$ 60	\$ 8	\$ 15	\$ 5	\$ 60	\$ 59	\$ 14
Contract Services							
CONTRACTS SUB-TOTAL	\$ 55	\$ 113	\$ 175	\$ 103	\$ 175	\$ 65	\$ 65
Other Operating Expenses							
Advertising / Sponsorships	\$ 3	\$ 4	\$ 3	\$ 6	\$ 3	\$ 3	\$ 3
Newspapers and online news services	\$ 25	\$ 26	\$ 25	\$ 20	\$ 25	\$ 20	\$ 25
Council Reports	\$ 21	\$ 5	\$ 21	\$ 9	\$ 21	\$ 21	\$ 21
Staff development/training	\$ 1	\$ 1	\$ 1	\$ 3	\$ 1	\$ 1	\$ 1
Services and supplies	\$ 10	\$ 1	\$ 10	\$ 6	\$ 10	\$ 10	\$ 10
OTHER SUB-TOTAL	\$ 60	\$ 37	\$ 60	\$ 44	\$ 60	\$ 55	\$ 60
TOTAL	\$ 929	\$ 880	\$ 1,003	\$ 926	\$ 1,023	\$ 961	\$ 937

Central Office: Legal Division

The legal division provides legal advice and representation to the Council and its staff. The division's two attorneys support the power planning, fish and wildlife, public affairs, and administrative divisions in the development and implementation of Council plans and programs, policies, rules, and procedures, in the negotiation of agreements, and in the development of contracts. The division also develops and assists in administering the Council's conflict-of-interest policies, Freedom of Information Act requests, personnel issues, and other matters.

The legal division is an important participant in overseeing the development of the power plan and fish and wildlife program to ensure consistency with the requirements of the Power Act and other legal requirements. The legal division also monitors and

assists in the implementation of the plan and program by Bonneville, the U.S. Army Corps of Engineers, the Bureau of Reclamation, the Federal Energy Regulatory Commission, and other agencies and utilities. The division will continue to represent the Council in any appeals of its plans, programs, or other actions. The division also assists in the implementation of the legal requirements for review of fish and wildlife projects proposed to implement the fish and wildlife program, and in analyzing issues and options relevant to the development and implementation of the power plan's resource strategies.

The legal division works to anticipate legal issues and resolve problems in lieu of litigation, where appropriate. The division represents the Council in litigation when it does occur.

The division also participates and presents at conferences and educational programs related to energy and fish and wildlife.

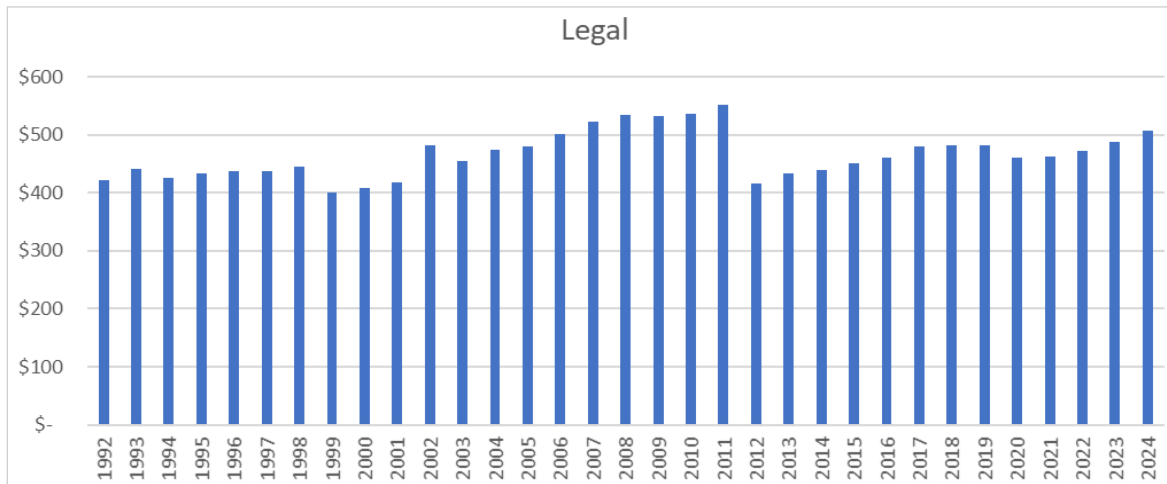
Legal Division: FY2023 Revisions and FY2024 Projections

The legal services portion of the Council's budget for Fiscal Year 2023 Revised is \$493,388 equivalent to 0.004 mills of forecast firm power sales. This budget is an increase from the \$488,750 projected for FY2023 last year. The \$4,638 budget increase is due to projected increases in payroll taxes and benefits and legal subscriptions; increases which have been partially offset by reducing the division travel budget.

In Fiscal Years 2023 and 2024, the legal division will continue:

- Providing administrative support and general legal advice, as well as support for the power planning, fish and wildlife, and public information and involvement programs as well as the Council's advisory committees.
- Advising on the development of Council rules and procedures, negotiating contracts on behalf of the Council, helping oversee the implementation of the Council's regional power plan and the fish and wildlife program by Bonneville, the U.S. Army Corps of Engineers, the Bureau of Reclamation, the Federal Energy Regulatory Commission, and other agencies and utilities.
- Providing legal representation of the Council in appeals of its plan, program, and other actions, as necessary.
- Addressing institutional legal questions, as well as ensuring that the Council adheres to the provisions of the Sunshine Act, the Freedom of Information Act, Administrative Procedures Act, government contracting practices.

- Providing updates and insights to the Council and staff, as needed, on the status of ongoing energy and fish and wildlife-related litigation in and outside the region that has the potential to affect the Council's work.
- Providing administrative and legal assistance supporting the Council's occasional participation in federal energy efficiency standards processes



Legal Division (000's)	FY21	FY21 Actual	FY22	FY22 Estimate	FY23	FY23 Revised	FY24
Compensation	\$ 286	\$ 285	\$ 293	\$ 293	\$ 303.00	\$ 303	\$ 313
Taxes/Insurance/Benefits	\$ 143	\$ 121	\$ 147	\$ 147	\$ 151.00	\$ 154	\$ 159
COMP SUB-TOTAL	\$ 429	\$ 406	\$ 440	\$ 440	\$ 454.00	\$ 457	\$ 472
Staff Travel	\$ 10	\$ -	\$ 8	\$ 2	\$ 10.00	\$ 7	\$ 7
TRAVEL SUB-TOTAL	\$ 10	\$ -	\$ 8	\$ 2	\$ 10.00	\$ 7	\$ 7
Contract Services	\$ 5	\$ -	\$ 5	\$ -	\$ 5	\$ 5	\$ 5
CONTRACTS SUB-TOTAL	\$ 5	\$ -	\$ 5	\$ -	\$ 5	\$ 5	\$ 5
Other Operating Expenses							
Professional dues and education	\$ 12	\$ 7	\$ 13	\$ 8	\$ 13	\$ 17	\$ 17
Legal notices, hearings, briefs	\$ 3	\$ -	\$ 3	\$ 3	\$ 3	\$ 3	\$ 3
Reference materials	\$ -	\$ -	\$ -	\$ -	\$ -	\$ -	\$ -
Temporary services / Interns	\$ 4	\$ -	\$ 4	\$ -	\$ 4	\$ 4	\$ 4
OTHER SUB-TOTAL	\$ 19	\$ 7	\$ 20	\$ 11	\$ 20	\$ 24	\$ 24
TOTAL	\$ 463	\$ 413	\$ 473	\$ 453	\$ 489	\$ 493	\$ 508

Central Office: Administrative Division

The administrative division provides executive direction for all central Council operations and administrative and financial support for the Council. The Administrative Division provides financial and administrative services for the Council including budget development, audit preparation, contract budget management, accounting/payroll

systems, travel scheduling and reimbursement, information services and personnel administration.

The office of the executive director, included in the Administrative Division for purposes of budgeting, is responsible for coordinating with the eight-member Council and supervising the central office staff. In addition, the executive director guides and coordinates Council activities with regional energy, fish, and wildlife entities, as well as with congressional offices, federal agencies, and regional organizations.

Administrative Division: FY2023 Revisions and FY2024 Projections

The administrative division portion of the Council's budget for Fiscal Year 2023 Revised is \$2,194,092 equivalent to 0.018 mills of firm power sales. This budget is a reduction from the \$2,435,401 projected last year for the division for Fiscal Year 2023. The administrative division portion of the Council's budget for Fiscal Year 2024 is \$2,273,007 equivalent to 0.019 mills of firm power sales.

The major expense components for the division are office rent, computer services and equipment, office services and supplies, audit and accounting services and insurance. The cost of office services and supplies including software licenses and maintenance agreements that are applicable to all divisions are also aggregated in the administrative division budget to the extent they aren't easily allocated to specific divisions. The administrative division budget also includes expenditures for audits and studies, office system analysis, retirement plan matters, compensation/benefits planning, and information systems support. The administrative division also is accountable for planning office space, communication systems, office equipment systems, and storage of administrative records.

In Fiscal Years 2023 and 2024, the administrative division will continue to provide services to the Council including:

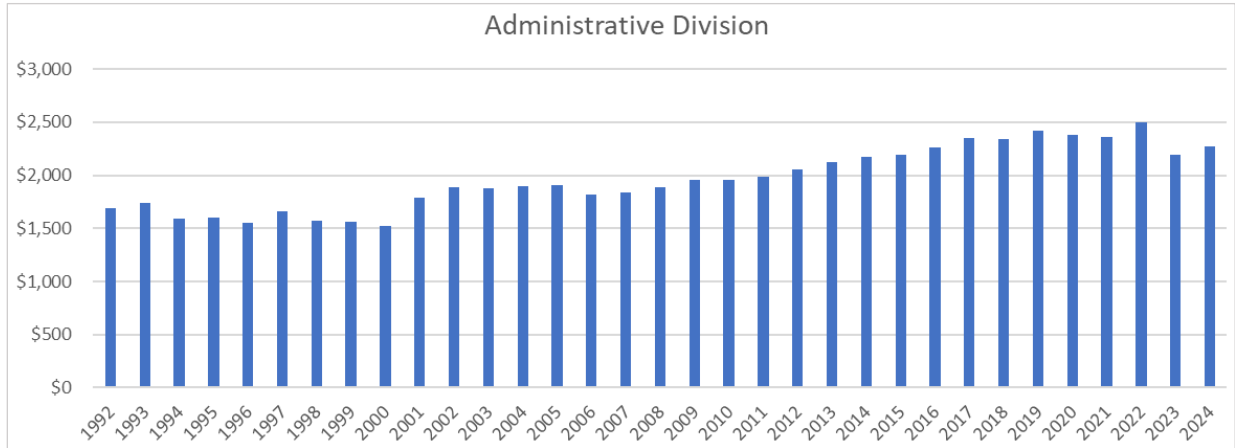
- Financial management. Activities in this area include the operation of monthly accounts payable, payroll, Bonneville funding awards and general ledger accounting systems. Budget development (Section 4(c)(4) of the Power Act) and administration, as well as arranging for annual audits (Section 4(c)(10)) of the Council's financial records, are part of this function.
- Contract administration. This responsibility (Section 4(a)(4)) includes establishing contract administrative records, reviewing, approving, and paying contractor invoices, and monitoring contractor costs in relation to work accomplished. Other responsibilities include amendments to contracts, review for conflicts of interest and arbitration of contractor performance issues.

- Information systems support. The Covid-19 situation provided an unanticipated boost to deployment and staff training on technologies to facilitate conducting Council business remotely. The Council has improved productivity and efficiency in internal business operations as well by deploying technology and developing business procedures that move the Council towards paperless business operations. Related costs include two full-time staff who assist all divisions, provide state office operational support, oversee equipment maintenance agreements, software leases and licenses, installation of data-storage devices, computer systems and hardware, and maintain office phone systems for the central and state offices. Information systems staff also continuously maintains a secure computing environment for Council operations and develops the technology roadmap for future Council operation.

The Council has fostered a high degree of integration with its planning activities and technology never more so than during the temporary closing of the central office due to the global pandemic. The integration and maintenance costs of computer and software integration, cloud services and virtual/remote technology is also included in the administrative division budget. Maintaining the Council's computer systems along with the Council's hardware and software played a critical role in providing the Council with the capability to carry out its functions and responsibilities remotely when the pandemic shut down the central office in March 2020. Complex computer models and extensive data bases are operated and maintained for system analysis, decision analysis, load forecasting, and statistical analysis, as well as for hydropower system, power resource and conservation data bases. Fish and wildlife planning requires fish-production and fish-passage models, as well as river reach and system-production planning and mapping databases and capabilities. The administrative division also uses the Council's computer systems for maintaining administrative records requirements, word processing and for all accounting/budget tasks. The Council also has developed a computer communications network capability that allows some computer linkage with Bonneville, certain agencies and tribes, utility organizations, state Council offices, and the Internet.

- Human resource services. This function includes responsibility for staffing, administration of employee insurance and benefit programs, grievance procedures, and Equal Employment Opportunity practices, and staff development policies. Salary administration, employee performance appraisal policies, and the Council compensation plan (Section 4(b)(3)) also are included in the division's responsibilities.

- Administrative support. The administrative division provides support for Council meetings and hearings, including travel arrangements for members and staff and travel reimbursement processing.



Administrative Division (000's)	FY21	FY21 Actual	FY22	FY22 Estimate	FY23	FY23 Revised	FY24
Compensation	\$ 959	\$ 755	\$ 922	\$ 844	\$ 958	\$ 878	\$ 914
Taxes/Insurance/Benefits	\$ 480	\$ 321	\$ 461	\$ 422	\$ 479	\$ 448	\$ 466
COMP SUB-TOTAL	\$ 1,439	\$ 1,076	\$ 1,383	\$ 1,266	\$ 1,437	\$ 1,326	\$ 1,380
Staff Travel	\$ 15	\$ 2	\$ 8	\$ 5	\$ 10	\$ 10	\$ 10
TRAVEL SUB-TOTAL	\$ 15	\$ 2	\$ 8	\$ 5	\$ 10	\$ 10	\$ 10
Contract Services	\$ 5	\$ 11	\$ 5	\$ 15	\$ 5	\$ 8	\$ 8
CONTRACT SUB-TOTAL	\$ 5	\$ 11	\$ 5	\$ 15	\$ 5	\$ 8	\$ 8
Other Operating Expenses							
Council Meetings	\$ 60	\$ 17	\$ 15	\$ 5	\$ 25	\$ 20	\$ 30
Central Office Rent	\$ 410	\$ 416	\$ 400	\$ 214	\$ 475	\$ 422	\$ 440
Insurance	\$ 27	\$ 22	\$ 27	\$ 24	\$ 27	\$ 27	\$ 27
Office supplies and postage	\$ 39	\$ 18	\$ 42	\$ 23	\$ 42	\$ 30	\$ 30
Telephone and Internet Svcs/ Maintenance	\$ 50	\$ 60	\$ 55	\$ 20	\$ 55	\$ 22	\$ 22
Equipment Rental/Repair/Maintenance	\$ 60	\$ 114	\$ 60	\$ 22	\$ 60	\$ 30	\$ 30
Computer Services & Supplies	\$ 130	\$ 153	\$ 170	\$ 150	\$ 150	\$ 150	\$ 150
Payroll Processing Services	\$ 14	\$ 16	\$ 15	\$ 15	\$ 14	\$ 14	\$ 14
Audit and Accounting Services	\$ 60	\$ 54	\$ 65	\$ 65	\$ 65	\$ 70	\$ 70
Accounting Software and Support	\$ 5	\$ -	\$ 10	\$ 10	\$ 10	\$ 15	\$ 10
Hiring and Recruiting	\$ 15	\$ 7	\$ 10	\$ 10	\$ 10	\$ 10	\$ 10
Temporary Personnel Services	\$ 10	\$ 70	\$ 10	\$ 22	\$ 10	\$ 10	\$ 10
Professional dues and staff development	\$ 8	\$ 30	\$ 8	\$ 8	\$ 8	\$ 8	\$ 10
Reference Material / Subscriptions	\$ 1	\$ 10	\$ 3	\$ 2	\$ 2	\$ 2	\$ 2
Furniture and Equipment	\$ 10	\$ 10	\$ 75	\$ 25	\$ 30	\$ 20	\$ 20
OTHER SUB-TOTAL	\$ 899	\$ 997	\$ 965	\$ 615	\$ 983	\$ 850	\$ 875
TOTAL	\$ 2,358	\$ 2,086	\$ 2,361	\$ 1,901	\$ 2,435	\$ 2,194	\$ 2,273

State Offices

Two Council members are appointed by the governor of each state (Section 4 (a)(2)(B) of the Power Act). Each state Council office is an entity of its respective state government. The central office of the Council provides the accounting, payroll and

benefits administration for state Council offices along with legal and information technologies support and some administrative functions.

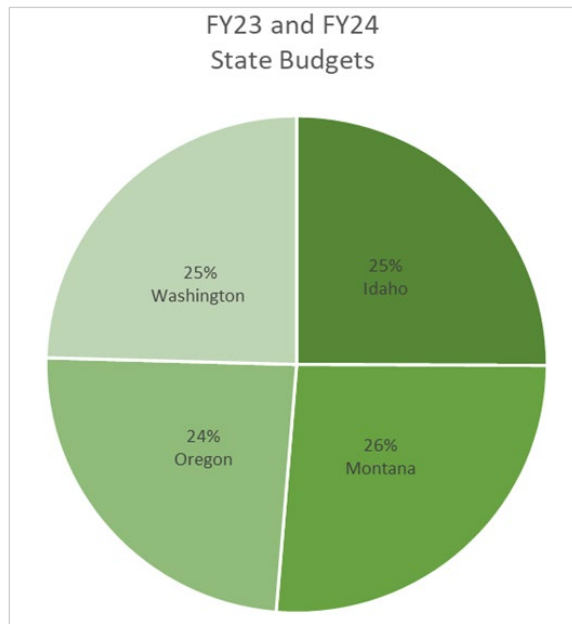
Each state individually budgets for those activities necessary to carry out its participation and responsibilities under the Act. These funds provide for the Council members' compensation, travel, staff support, and office expenses. Each state has the option to hire staff, to use outside contractors or the technical services of other state agencies to analyze the impact of the plan and program on the state, to develop state public information and involvement programs, and for administrative support. State budgets will thus vary widely, depending upon the organizational needs in each state. Use of state energy agency and/or fish and wildlife agency staff provide Council members with technical support on state policies and issues related to the Council's fish and wildlife program and the power plan. Council members use their own staff for most technical review activities.

State Council offices carry out the following activities:

- Represent state interests. Council members represent state interests as well as regional interests in all fish and wildlife and energy system matters. This involves establishing and maintaining close working relationships with entities within their states that have a stake in the outcome of the Council's planning efforts. These include, but are not limited to, entities that are operators of hydroelectric projects, public and private utilities, groups focused on protection of the environment, state fish and wildlife agencies, energy regulatory agencies, Indian tribes, and legislative and local government rulemaking bodies.
- Technical review. Council members may require technical assistance and review capability to assess the impacts of regional issues that come before the Council on their state programs, laws, and practices. This technical review is provided by state Council staff and/or other state agency staff. Examples of regional Council issues that can affect each state differently include implementation of the protected-areas rules in the fish and wildlife program, hatchery and habitat projects, wildlife mitigation projects, and Columbia River operations for salmon recovery.
- Public information and involvement. While the Council's central office is responsible for developing material for the Council's public information and involvement programs, each state implements public involvement activities that are focused on Council issues that have a specific impact in that state. In addition, each state may use local advisory committees and town hall meetings for consultations on certain aspects of the Council's planning. This also can involve preparation of information regarding statewide energy and fish and

wildlife issues. State public information and involvement activities are provided by state Council staff or with the assistance of other state agencies.

- Administrative support. Council members and their administrative/clerical staff are provided office space and office supplies and services. On occasion, a state agency such as the governor's office or energy office may provide space or office services for the state Council members or staff. Fiscal services such as payroll, accounts payable, budget, and audit also can be provided, although these are often provided by the Council's central office.



FY23 State Budgets (000's)					
	Idaho	Montana	Oregon	Washington	Total
Compensation	\$ 448	\$ 457	\$ 483	\$ 466	\$ 1,854
Taxes/Insurance/Benefits	\$ 228	\$ 247	\$ 246	\$ 256	\$ 977
COMP SUB-TOTAL	\$ 676	\$ 704	\$ 729	\$ 722	\$ 3,071
Travel					
TRAVEL SUB-TOTAL	\$ 55	\$ 55	\$ 35	\$ 48	\$ 193
Contracts					
CONTRACTS SUB-TOTAL	\$ 35	\$ 27	\$ 3	\$ 15	\$ 80
Other Operating Expenses					
OTHER SUB-TOTAL	\$ 66	\$ 85	\$ 34	\$ 30	\$ 215
TOTAL	\$ 832	\$ 871	\$ 801	\$ 815	\$ 3,320

FY24 Projected State Budgets (000's)					
	Idaho	Montana	Oregon	Washington	Total
Compensation	\$ 462	\$ 472	\$ 492	\$ 481	\$ 1,907
Taxes/Insurance/Benefits	\$ 235	\$ 255	\$ 251	\$ 264	\$ 1,005
COMP SUB-TOTAL	\$ 697	\$ 727	\$ 743	\$ 745	\$ 3,071
Travel					
TRAVEL SUB-TOTAL	\$ 55	\$ 55	\$ 35	\$ 48	\$ 193
Contracts					
CONTRACTS SUB-TOTAL	\$ 35	\$ 27	\$ 5	\$ 5	\$ 72
Other Operating Expenses					
OTHER SUB-TOTAL	\$ 71	\$ 86	\$ 36	\$ 25	\$ 218
TOTAL	\$ 858	\$ 895	\$ 819	\$ 823	\$ 3,396

IDAHO (000's)	FY21 Budget	FY21 Actual	FY22 Budget	FY22 Estimate	FY23 Budget	FY23 Revised	FY24 Budget
Compensation	\$ 478	\$ 453	\$ 488	\$ 435	\$ 503	\$ 448	\$ 462
Taxes/Insurance/Benefits	\$ 239	\$ 199	\$ 259	\$ 218	\$ 266	\$ 228	\$ 235
COMP SUB-TOTAL	\$ 717	\$ 652	\$ 747	\$ 653	\$ 769	\$ 676	\$ 697
Travel							
TRAVEL SUB-TOTAL	\$ 57	\$ 9	\$ 57	\$ 15	\$ 57	\$ 55	\$ 55
Contracting Services							
CONTRACTS SUB-TOTAL	\$ 35	\$ 31	\$ 35	\$ 30	\$ 35	\$ 35	\$ 35
Other Operating Expenses							
Employee Training	\$ 1	\$ -	\$ 1	\$ 1	\$ 1	\$ 1	\$ 1
Office Supplies	\$ 8	\$ 2	\$ 8	\$ 4	\$ 8	\$ 8	\$ 8
Telephone/Internet service	\$ 14	\$ 3	\$ 10	\$ 4	\$ 10	\$ 10	\$ 14
Postage/mailing/freight	\$ 1	\$ -	\$ 1	\$ -	\$ 1	\$ 1	\$ 1
Office Rent and utilities	\$ 45	\$ 40	\$ 45	\$ 41	\$ 45	\$ 41	\$ 41
Dues/Subscriptions	\$ 1	\$ 1	\$ 1	\$ -	\$ 1	\$ 1	\$ 1
Meeting Room Rental	\$ 1	\$ -	\$ 1	\$ -	\$ 1	\$ -	\$ 1
Miscellaneous Expense	\$ 1	\$ -	\$ 1	\$ -	\$ 1	\$ 1	\$ 1
Repair/Maintain Equipment	\$ 3	\$ 1	\$ 3	\$ 3	\$ 3	\$ 3	\$ 3
Equipment Rental	\$ -	\$ 2	\$ -	\$ -	\$ -	\$ -	\$ -
OTHER SUB-TOTAL	\$ 75	\$ 49	\$ 71	\$ 53	\$ 71	\$ 66	\$ 71
TOTAL	\$ 884	\$ 741	\$ 910	\$ 751	\$ 932	\$ 832	\$ 858

* Idaho Council members receive technical and administrative support from two full-time positions. The positions primarily include energy and rates analyses and fish and wildlife expertise. Contract services provide for technical assistance, when necessary. The Council offices are in Eagle.

MONTANA (000's)	FY21 Budget	FY21 Actual	FY22 Budget	FY22 Estimate	FY23 Budget	FY23 Revised	FY24 Budget
Compensation	\$ 467	\$ 486	\$ 477	\$ 473	\$ 492	\$ 457	\$ 472
Taxes/Insurance/Benefits	\$ 233	\$ 227	\$ 262	\$ 260	\$ 271	\$ 247	\$ 255
COMP SUB-TOTAL	\$ 700	\$ 713	\$ 739	\$ 733	\$ 763	\$ 704	\$ 727
Travel							
TRAVEL SUB-TOTAL	\$ 61	\$ 13	\$ 60	\$ 12	\$ 60	\$ 55	\$ 55
Contracting Services							
CONTRACTS SUB-TOTAL	\$ 30	\$ 32	\$ 25	\$ 25	\$ 25	\$ 27	\$ 27
Other Operating Expenses							
Employee Training	\$ 2	\$ 1	\$ 1	\$ -	\$ 1	\$ -	\$ 1
Office Supplies	\$ 7	\$ 1	\$ 4	\$ 2	\$ 4	\$ 4	\$ 4
Telephone and Internet services	\$ 14	\$ 1	\$ 10	\$ 4	\$ 10	\$ 10	\$ 10
Postage/mailing	\$ 3	\$ -	\$ 3	\$ 3	\$ 3	\$ 3	\$ 3
Office Rent	\$ 50	\$ 49	\$ 50	\$ 46	\$ 49	\$ 54	\$ 54
Dues/Subscriptions	\$ 1	\$ 1	\$ 1	\$ 1	\$ 1	\$ 1	\$ 1
Meeting Room Rental	\$ 1	\$ -	\$ 1	\$ 1	\$ 1	\$ 1	\$ 1
Miscellaneous Expense	\$ 1	\$ -	\$ 1	\$ 1	\$ 1	\$ 1	\$ 1
Repair/Maintain Equipment	\$ 3	\$ 7	\$ 3	\$ 3	\$ 3	\$ 3	\$ 3
Office Utilities and Maintenance	\$ 8	\$ -	\$ 8	\$ 4	\$ 8	\$ 8	\$ 8
OTHER SUB-TOTAL	\$ 90	\$ 60	\$ 82	\$ 65	\$ 81	\$ 85	\$ 86
TOTAL	\$ 881	\$ 818	\$ 906	\$ 835	\$ 929	\$ 871	\$ 895

* Montana Council members receive administrative and technical support on energy, fish and wildlife, public information and involvement activities from two full-time positions. Other specialized services are contracted for and utilized on an as needed basis. The Council offices are in Helena.

OREGON (000's)	FY21 Budget	FY21 Actual	FY22 Budget	FY22 Estimate	FY23 Budget	FY23 Revised	FY24 Budget
Compensation	\$ 465	\$ 492	\$ 515	\$ 493	\$ 489	\$ 483	\$ 492
Taxes/Insurance/Benefits	\$ 232	\$ 201	\$ 257	\$ 247	\$ 245	\$ 246	\$ 251
COMP SUB-TOTAL	\$ 697	\$ 693	\$ 772	\$ 740	\$ 734	\$ 729	\$ 743
Travel							
TRAVEL SUB-TOTAL	\$ 40	\$ 6	\$ 40	\$ 15	\$ 40	\$ 35	\$ 35
Contracting Services							
CONTRACTS SUB-TOTAL	\$ 5	\$ 12	\$ 3	\$ 1	\$ 3	\$ 3	\$ 5
Other Operating Expenses							
Employee Training	\$ 4	\$ 1	\$ 2	\$ 1	\$ 2	\$ 2	\$ 3
Office Supplies	\$ 6	\$ 1	\$ 3	\$ 3	\$ 3	\$ 3	\$ 3
Telephone and Internet services	\$ 5	\$ 2	\$ 5	\$ -	\$ 5	\$ 5	\$ 5
Postage/mailing	\$ -	\$ 1	\$ -	\$ -	\$ -	\$ -	\$ -
Office Rent	\$ 45	\$ 33	\$ 25	\$ 14	\$ 25	\$ 21	\$ 22
Dues/Subscriptions/Sponsorship	\$ -	\$ 2	\$ -	\$ -	\$ -	\$ -	\$ -
Meeting Room Rental	\$ 3	\$ -	\$ 2	\$ -	\$ 2	\$ 2	\$ 2
Temporary Staffing Expenses	\$ -	\$ -	\$ -	\$ -	\$ -	\$ -	\$ -
Repair/Maintain Equipment	\$ 2	\$ -	\$ 1	\$ -	\$ 1	\$ 1	\$ 1
Equipment Rental	\$ -	\$ -	\$ -	\$ -	\$ -	\$ -	\$ -
OTHER SUB-TOTAL	\$ 65	\$ 40	\$ 38	\$ 18	\$ 38	\$ 34	\$ 36
TOTAL	\$ 807	\$ 751	\$ 853	\$ 774	\$ 815	\$ 801	\$ 819

*Oregon Council members are state employees. They receive technical support through services from two full-time positions. Council offices are in Portland.

WASHINGTON (000's)	FY21 Budget	FY21 Actual	FY22 Budget	FY22 Estimate	FY23 Budget	FY23 Revised	FY24 Budget
Compensation	\$ 498	\$ 450	\$ 501	\$ 454	\$ 516	\$ 466	\$ 481
Taxes/Insurance/Benefits	\$ 249	\$ 242	\$ 281	\$ 254	\$ 289	\$ 256	\$ 264
COMP SUB-TOTAL	\$ 747	\$ 692	\$ 782	\$ 708	\$ 805	\$ 722	\$ 745
Travel							
TRAVEL SUB-TOTAL	\$ 55	\$ 1	\$ 55	\$ 15	\$ 55	\$ 48	\$ 48
Contracting Services							
CONTRACTS SUB-TOTAL	\$ 5	\$ 12	\$ 5	\$ 5	\$ 5	\$ 15	\$ 5
Other Operating Expenses							
Employee Training	\$ 1	\$ -	\$ 1	\$ 1	\$ 1	\$ 1	\$ 1
Office Supplies	\$ 5	\$ -	\$ 5	\$ 5	\$ 5	\$ 5	\$ 5
Telephone and Internet	\$ 7	\$ 5	\$ 7	\$ 2	\$ 7	\$ 5	\$ 5
Postage/mailing	\$ 1	\$ -	\$ 1	\$ -	\$ 1	\$ 1	\$ 1
Office Rent and utilities	\$ 15	\$ 9	\$ 13	\$ 10	\$ 13	\$ 15	\$ 10
Dues/Subscriptions	\$ 1	\$ 1	\$ 1	\$ 1	\$ 1	\$ 1	\$ 1
Meeting Room Rental	\$ 1	\$ -	\$ 1	\$ -	\$ 1	\$ 1	\$ 1
Temporary Staffing Expenses	\$ -	\$ -	\$ -	\$ -	\$ -	\$ -	\$ -
Repair/Maintain Equipment	\$ 2	\$ 1	\$ 2	\$ 1	\$ 2	\$ 1	\$ 1
Equipment Rental	\$ -	\$ -	\$ -	\$ -	\$ -	\$ -	\$ -
OTHER SUB-TOTAL	\$ 33	\$ 16	\$ 31	\$ 20	\$ 31	\$ 30	\$ 25
TOTAL	\$ 840	\$ 721	\$ 873	\$ 748	\$ 896	\$ 815	\$ 823

* Washington Council members represent individually the eastern and the western sides of the state. Some support services are provided by other state agencies. Two full-time and one part-time position provide research analysis, energy policy, economics and fish and wildlife analysis, technical and administrative support. Council offices are in Vancouver.

Summary

Based on this showing and the supporting detailed information contained in this budget document, the Council has determined that the 0.02 mill limitation will not allow the Council to carry out its functions and responsibilities under the Act and that the following budget expenditures proposed for FY2023 and FY2024 are necessary and appropriate.

FY23 Revised			
States Participation		\$ 3,320,285	0.28 mills
Central Council:			
Power Planning		\$ 3,348,232	0.28 mills
Fish & Wildlife		\$ 1,533,588	0.13 mills
Public Affairs		\$ 961,056	0.08 mills
Legal		\$ 493,388	0.04 mills
Administrative		\$ 2,194,092	0.18 mills
TOTAL		\$ 11,850,641	0.99 mills

FY24 Projection			
States Participation		\$ 3,396,213	0.28 mills
Central Council:			
Power Planning		\$ 3,527,811	0.29 mills
Fish & Wildlife		\$ 1,575,151	0.13 mills
Public Affairs		\$ 936,697	0.08 mills
Legal		\$ 508,447	0.04 mills
Administrative		\$ 2,273,007	0.19 mills
TOTAL		\$ 12,217,326	1.00 mills

